


# Visual Museum Guide

## Cork Public Museum



Comhairle Cathrach Chorcaí  
Cork City Council

**CORK PUBLIC MUSEUM**  
**CORK PUBLIC MUSEUM**  
MÚSAEM POIBLÍ CHORCAÍ • CORK CITY COUNCIL



# Contents

Where am I going?.....	2
Whats it like at the museum.....	3
Getting there.....	4
When I get there.....	6
Who will I see?.....	7
What can I do there?.....	8
What will I see .....	9
If I need a break.....	12
Things to remember .....	13
When its time to go.....	14



# Where am I going?

**I am going to Cork Public Museum.  
It is in Fitzgerald Park in Cork City, Ireland.**

**At the museum, I can learn about the history and culture of Cork.  
There are old objects, pictures, and stories from a long time ago.**


**There may also be special exhibits that change during the year.  
I can look at the displays, read signs, and ask questions if I want to.  
The museum staff are friendly and there to help.**



# Whats it like at the Museum

**The museum is:**

- **Usually quiet and calm**
- **Well lit and bright in most rooms**
- **Wheelchair friendly**
- **Free to visit (I don't need a ticket!)**
- **There may be other visitors and school tours, but I can take my time and move at my own pace.**



# Getting There

**The museum is in Fitzgerald's Park. This is on the west side of Cork city centre, about 1.8km away.**

---



## **When It's Open**

**Tuesday to Friday: 10:00am – 4:00pm**

**Saturday: 11:00am – 4:00pm**

**The museum is closed:**

**On Mondays**

**On Sundays**

**On Bank Holidays**

**During Bank Holiday weekends**

# Getting There

## Walking:

If I walk from the city centre, it takes about 20 minutes.

## By Bus:

I can take the 208 bus from Patrick Street.

Or I can take the 220 bus from Grand Parade.

I will get off at the Museum stop on Western Road.

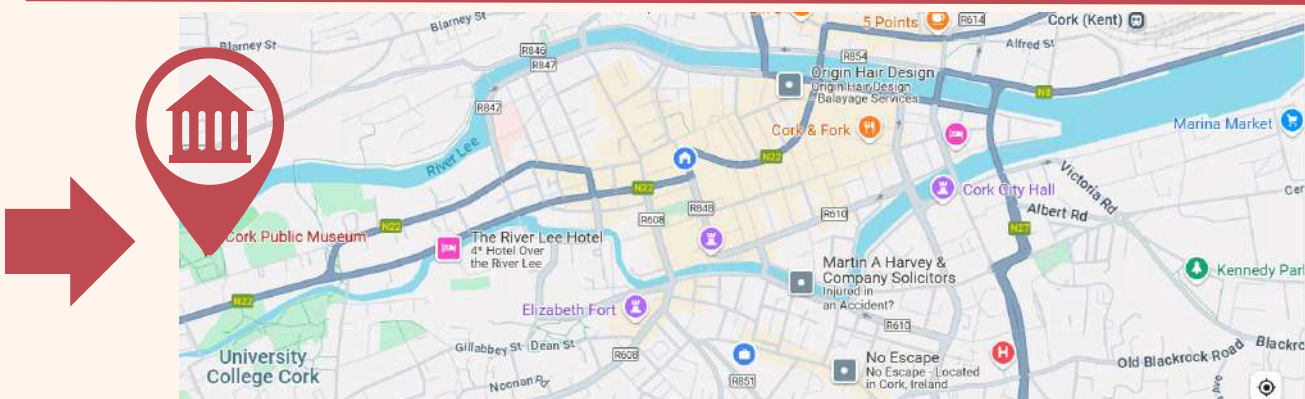
## By Car:

It takes about 8 minutes to drive from the city centre.

There is on-street parking outside the park. Parking not guaranteed.

I need a parking disc from Monday to Saturday, 8am–6pm.

Parking is free on Sundays.



Cork Public Museum - Visual Guide

# When I get There

**I will see a big, old building in Fitzgeralds park. There might be other people visiting too. I can walk through the front doors to go inside.**

---



**The museum is having some repairs. I might see scaffolding and hear noises like drilling or banging. That's okay—the workers are fixing the building to keep it safe. I can still enjoy my visit. If it gets too loud, I can take a break.**

---

# Who will I see?

**I will see friendly staff members who work at the museum.**

**They can help me if I have any questions.**

**I might also see other visitors, children, or families.**



# What Can I do There?

**I can look at the objects and read the signs.**

**There are booklets near the entrance that I can look at and take with me**

**I can ask questions or talk with the people I'm with.**

**I will walk carefully and not touch the displays unless a sign says it's okay.**

**There might be interactive areas or videos I can watch.**



# What Will I see?

**The museum has many exhibits with old objects, photos, and stories.**

**Some things are from a long time ago.**


**There are also displays about people who lived in Cork and the clothes they wore. Sometimes, the museum has special exhibits that change.**



# What Will I see?

**When you arrive at the museum, you will see the reception desk at the entrance. If you have any questions or need help, the friendly staff at reception are always happy to assist you.**

**At the entrance there are also toilets.  
If you're not sure which one to use, please ask a staff member**



# What Will I see?

**The museum has different floors:**

- the ground floor,
- the first floor,
- and the second floor.

**To go between the floors, you can use the stairs. Be careful on the stairs and remember to hold the handrail for safety.**

**If you prefer, there are also lifts (elevators) you can use. If you need help using the lift, just ask a staff member and they will be happy to assist you.**



# If I Need A Break

**If I feel overwhelmed or need a break, I can tell the adult I'm with.**

**There are quiet areas outside the museum in Fitzgerald Park where I can sit or walk.**

**The park has a playground too!**



# Things to Remember

- Walk, don't run
- Be careful on the steps
- Be kind and respectful
- You will sometimes see drawers in the museum, you are allowed to open these to explore more!
- Enjoy learning and looking at all the cool things!



# When its time to go

- **When my visit is finished, I will walk out through the entrance.**
- **I can say goodbye to the museum staff. I might come back to visit another day!**

